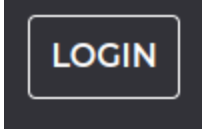
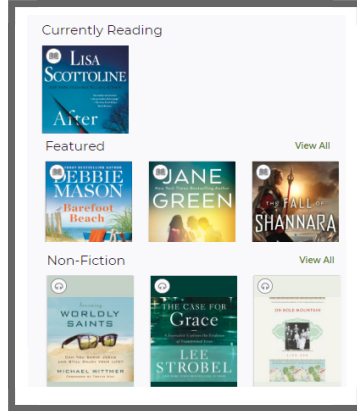


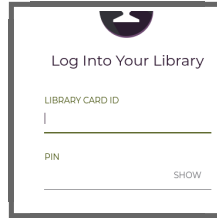
Axis 360 on the Web



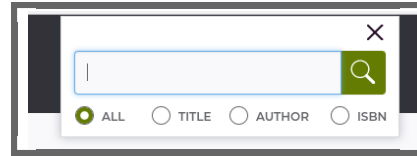
Step 1: Click "**Login**" in the upper right corner to get started.



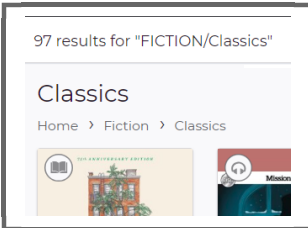
Step 3: Your current checkouts will show at the top of the page by default. Under that will be the newest additions to different categories like Fiction, Non-Fiction, Teens, etc.



Step 2: Enter your **YCL card number** and **PIN**. Your PIN is the last 4 numbers of your card!

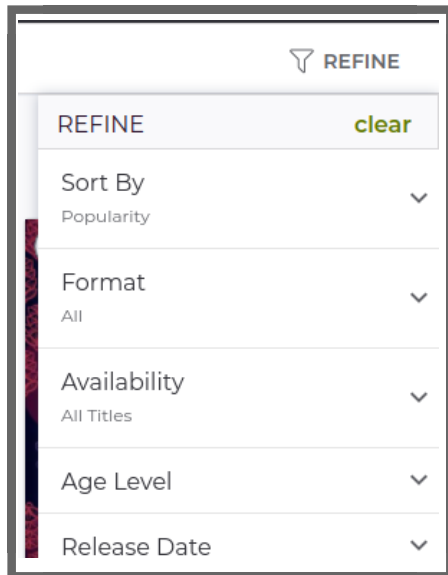
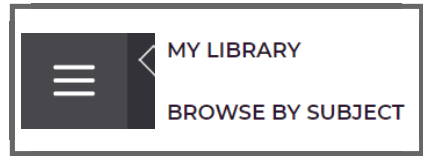


There is a search bar at the top of the screen. Click "**Advanced**" if you want to search by author, title, subject, etc.

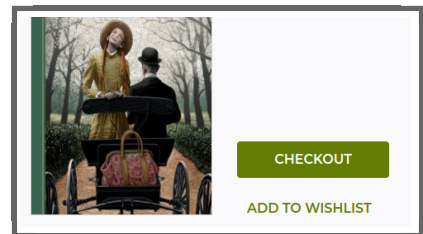


You can choose a very wide category (like Fiction) and view those items, or continue selecting sub-categories (like Fiction--Classics) to view a more focused list.

Click the left top menu to view your checkouts, holds, wishlist, and requests. Choose **Browse by Subject** to do a broad search.



Lists sort by **popularity**, but if you would like to **narrow** the list to only ebooks, only audiobooks, or items that are currently available (and more), use "**Refine**" in the upper right corner to filter your list.



Found a good book? Click the cover and then "Checkout." Or add it to your personal Wish List



The book you want isn't available? Place a hold on the title with a click