



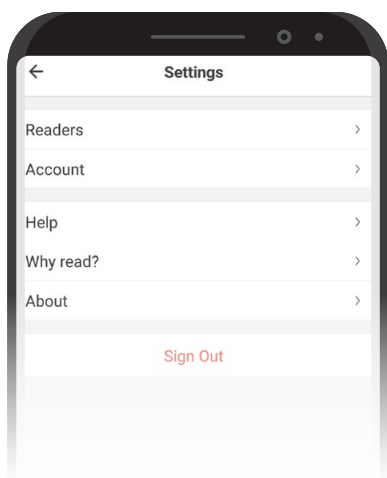
# Beanstack Tracker v2.0

The Beanstack Tracker mobile app makes keeping track of your child's reading for **1000 Books Before Kindergarten** and **SummerQuest** easier than ever!

## Let's get tracking...here's how to get started!

**STEP 1:** Download the Beanstack Tracker app to your smart phone from the [Google Play Store](#) or the [Apple Store](#)

**STEP 2:** Add your child as a reader in the Beanstack Tracker settings

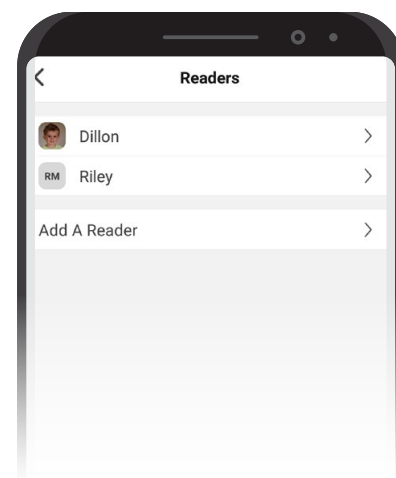


Press the **Settings Icon** located at the top right of the screen:

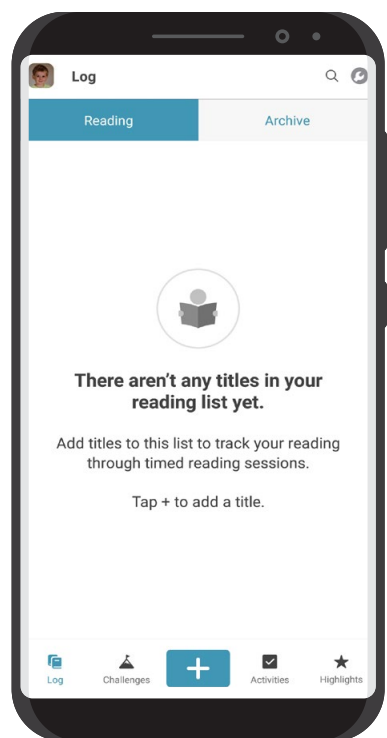


Press **Readers**.

Press **Add A Reader** and follow the steps.



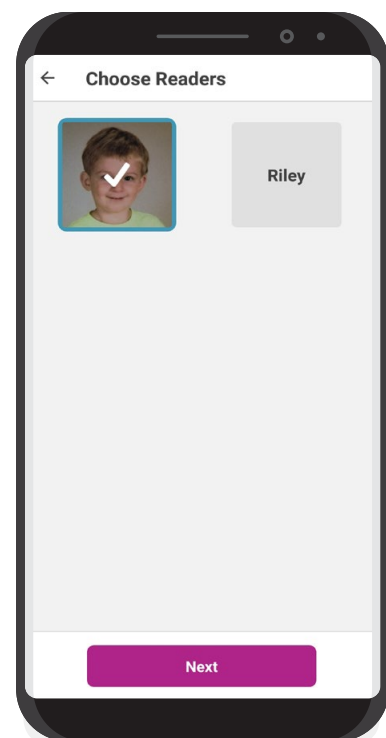
**STEP 3:** Add a new book and track minutes read or a completed book



Press the **+** button at the bottom of the screen.

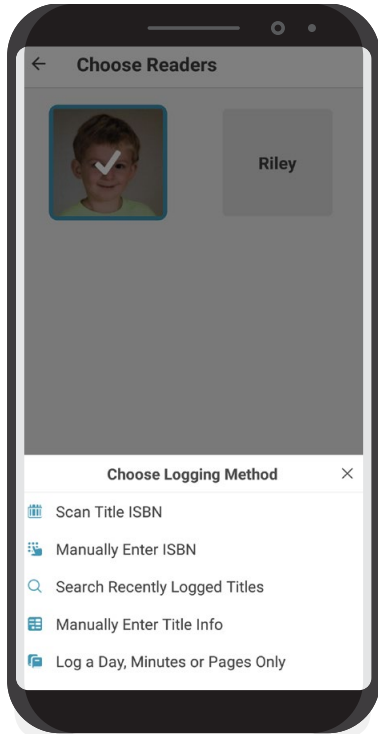
Choose a child.

Press **Next**.





## Beanstack Tracker, continued...



If the book has an ISBN barcode, choose **Scan Title ISBN**.

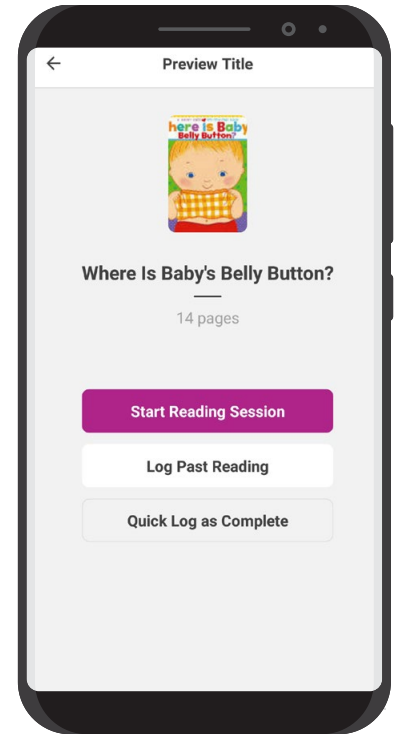
Hover the red scanner line over the barcode; it will automatically import the information (if it doesn't, press the back arrow and choose to input the title manually). Press **Save**.

### *You have 3 choices:*

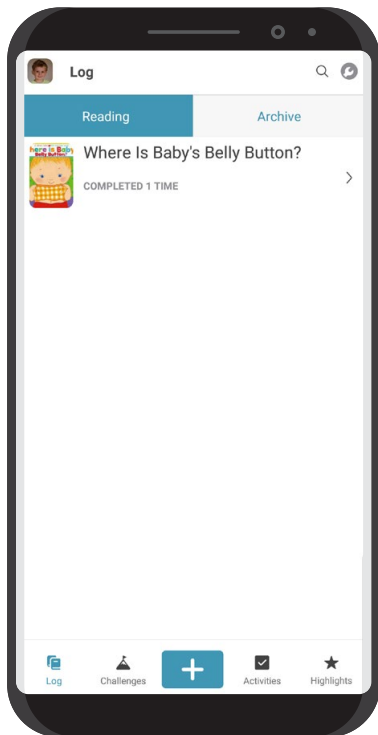
Press **Start Reading Session** to begin timing your child's reading (great for SummerQuest).

Press **Log Past Reading** to input past minutes read.

Press **Quick Log as Complete** to record a completed book (great for 1000 Books Before Kindergarten).



## Step 4: Tracking a title you've already entered into Beanstack



Books that you plan to read again or books that you are in the middle of reading can stay listed under **Reading**.

Books that you've completed and don't plan to read again can be moved to **Archive**.

### *To check your child's progress:*

Press **Challenges**.

Choose the program you want to check.

For 1000 Books Before Kindergarten, see how many books you've read (including repeats) under **Logging Badges**.

For SummerQuest, see how many minutes you've read under **Challenge Log**.

